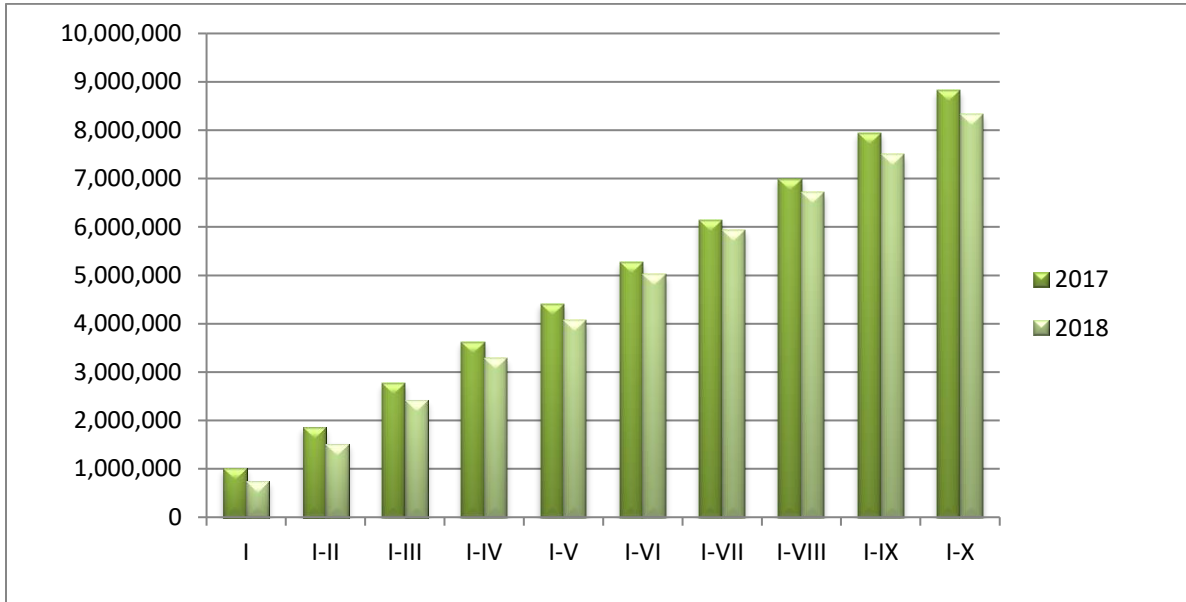
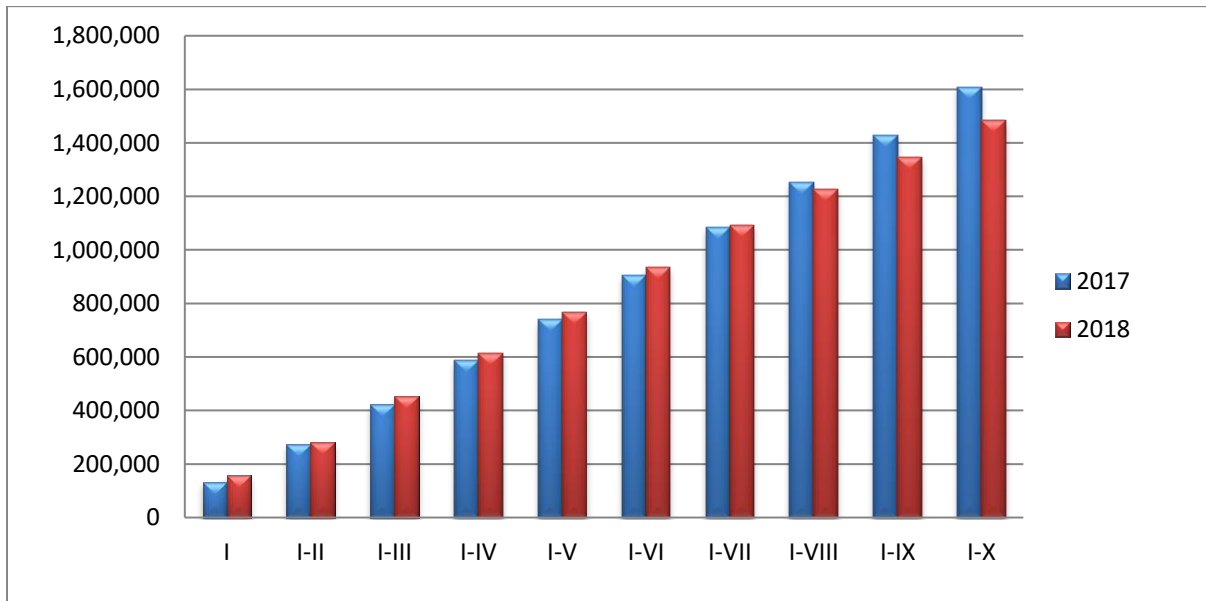


### Tons of transported cargo by the type of cargo

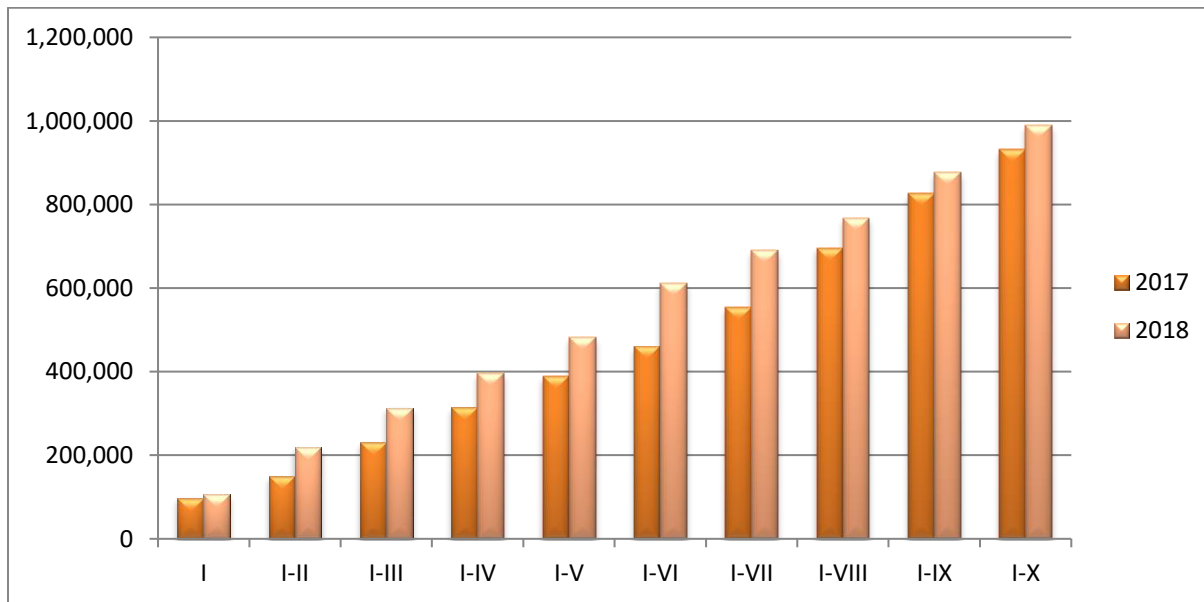
Total freight	I	I-II	I-III	I-IV	I-V	I-VI	I-VII	I-VIII	I-IX	I-X
2017	1,010,465	1,857,182	2,771,406	3,625,560	4,406,730	5,264,393	6,136,415	6,988,580	7,940,727	8,822,227
2018	733,516	1,516,748	2,415,484	3,281,567	4,062,524	5,015,233	5,942,519	6,710,934	7,498,302	8,323,399



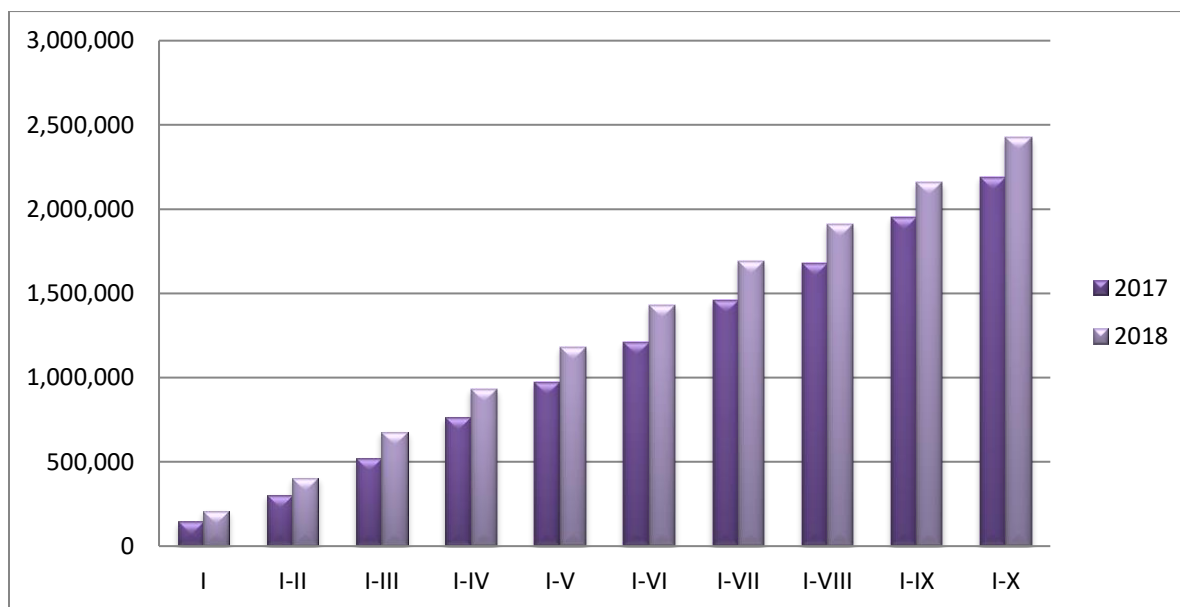
Domestic	I	I-II	I-III	I-IV	I-V	I-VI	I-VII	I-VIII	I-IX	I-X
2017	132,579	271,376	421,658	586,786	738,706	905,336	1,083,403	1,252,229	1,427,490	1,607,560
2018	157,207	280,444	452,775	615,273	765,265	935,184	1,092,777	1,224,919	1,344,448	1,484,880



Export	I	I-II	I-III	I-IV	I-V	I-VI	I-VII	I-VIII	I-IX	I-X
2017	98,096	150,182	230,747	314,412	388,383	459,299	553,135	696,127	826,909	931,834
2018	105,672	218,893	313,118	396,618	481,889	611,235	690,111	768,463	877,267	990,104



Import	I	I-II	I-III	I-IV	I-V	I-VI	I-VII	I-VIII	I-IX	I-X
2017	144,562	302,533	519,331	762,450	972,410	1,212,578	1,460,587	1,677,170	1,954,375	2,191,247
2018	208,662	404,247	677,398	932,183	1,182,413	1,431,711	1,692,111	1,911,928	2,157,021	2,426,165



Transit	I	I-II	I-III	I-IV	I-V	I-VI	I-VII	I-VIII	I-IX	I-X
2017	635,228	1,133,091	1,599,669	1,961,912	2,307,231	2,687,180	3,039,290	3,363,054	3,731,953	4,091,586
2018	261,976	613,164	972,193	1,337,494	1,632,957	2,037,103	2,467,519	2,805,624	3,119,566	3,422,250

